

Ürün Kodu  
Product Code

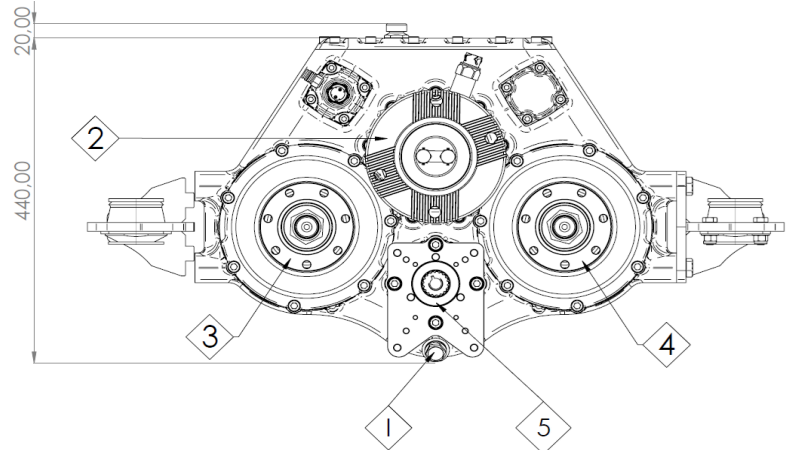
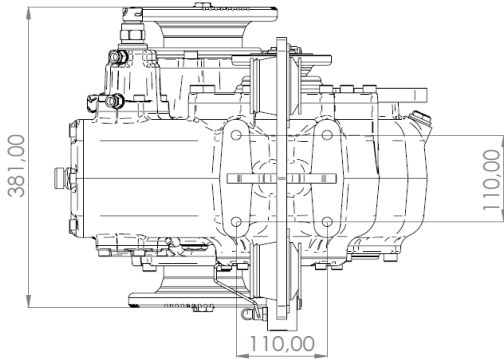
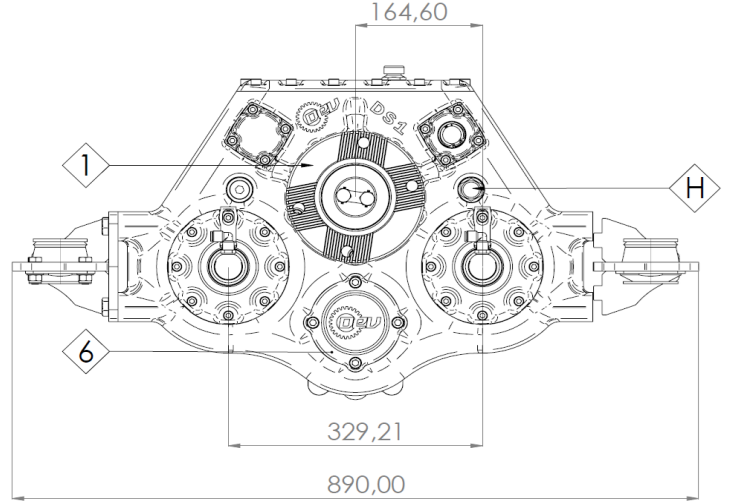
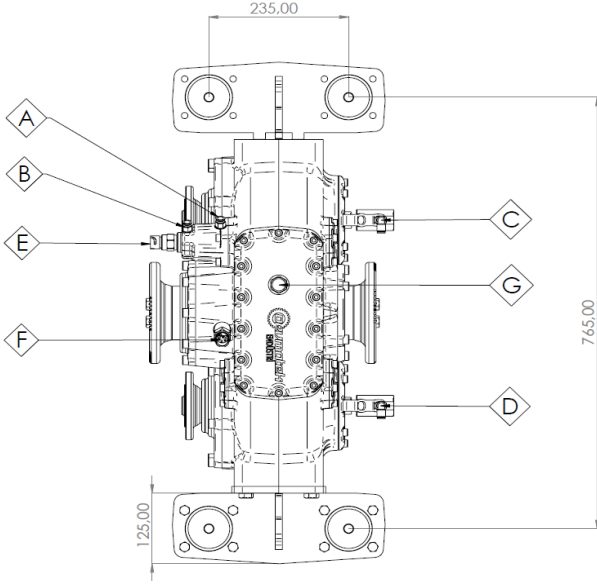
DS1 SERİSİ



ÜRÜN BİLGİLERİ

PRODUCT INFORMATIONS

1	<b>Motor Şaft Giriş</b> Engine Shaft Input	A	<b>Araç hareket edebilir, sistem devre dışı</b> Vehicle can move, system not activated
2	<b>Diferansiyel Şaft Çıkış</b> Differential Shaft Output	B	<b>Araç hareket etmez, sistem devrede</b> Vehicle does not move, system active
3	<b>PTO Çıkış</b> PTO Output	C	<b>3 numaralı PTO devrede</b> PTO number 3 is activated
4	<b>PTO Çıkış</b> PTO Output	D	<b>4 numaralı PTO devrede</b> PTO number 4 is activated
5	<b>Hidrolik Pompa Çıkış</b> Hydraulic Pump Output	E	<b>Sistem durumu ikaz müşürü</b> System status alert switch
6	<b>Hidrolik Pompa Çıkış</b> Hydraulic Pump Output	F	<b>Km sayaç müşürü</b> Km switch
		G	<b>Yağ dolum/Hava tahliye</b> Oil filling/Air release
		H	<b>Yağ seviye göstergesi</b> Oil level indicator
		I	<b>Yağ tahliye</b> Oil release



Phone : +90 212 647 7700

Email: info@devmatek.com

Address : Ömerli Mah. Mısır Sk. No:5 Arnavutköy/İstanbul

Mobile: +90 552 670 6056

Web : www.devmatek.com



**ÜRÜN TEKNİK ÖZELLİKLERİ**

## PRODUCT TECHNICAL DETAILS

**ANA TAHRİK ÇIKIŞI**  
MAIN DRIVE OUTPUT

<b>Maksimum Sürekli Tork</b> Maximum Continuous Torque	Nm	21000
<b>Maksimum Anlık Tork</b> Maximum Instantaneous Torque	Nm	30000
<b>Maksimum Devir</b> Maximum Speed	rpm	3300
<b>Çevrim Oranı</b> Ratio	-	1/1
<b>Dönüş Yönü</b> Direction Of Rotation	-	<b>Motor ile Aynı Yönde</b> Direction Of Engine

**GÜÇ AKTARMA ÇIKIŞI**  
POWER TAKE - OFF OUTPUT

<b>Maksimum Güç</b> Maximum Power	kW	110
<b>Maksimum Tork</b> Maximum Torque	Nm	1200
<b>Maksimum Devir</b> Maximum Speed	rpm	2500
<b>Çevrim Oranı</b> Ratio	-	(1/1)-(1/1,25)-(1/1,70)
<b>Kontrol Tipi</b> Control Type	-	<b>Havalı</b> Pneumatic
<b>Dönüş Yönü</b> Direction Of Rotation	-	<b>Motorun Ters Yönünde</b> Opposite Of Engine

**HİDROLİK POMPA ÇIKIŞI**  
HYDRAULIC PUMP OUTPUT

<b>Maksimum Güç</b> Maximum Power	kW	35
<b>Maksimum Tork</b> Maximum Torque	Nm	400
<b>Maksimum Devir</b> Maximum Speed	rpm	2500
<b>Çevrim Oranı</b> Ratio	-	(1/1,27)-(1/1,60)-(1/2,40)
<b>Kontrol Tipi</b> Control Type	-	<b>Havalı</b> Pneumatic
<b>Dönüş Yönü</b> Direction Of Rotation	-	<b>Motorun Ters Yönünde</b> Opposite Of Engine

Phone : +90 212 647 7700

Email: info@devmatek.com

Address : Ömerli Mah. Mısır Sk. No:5 Arnavutköy/İstanbul

Mobile: +90 552 670 6056

Web : www.devmatek.com

